

The LMD-1530MD is a widescreen HD medical-certified 15-inch\*1 monitor with a WXGA panel providing 1280 x 768 pixel resolution. Its outstanding image quality and lightweight compact design allows for easy integration into a variety of applications, both inside and outside the operating room. Incorporating an advanced LCD panel with wide viewing angle, it reproduces bright and high-contrast images even in dark areas of the picture. It is equipped with a 10-bit signal processor to produce lifelike images with smooth gradation and accurate color that's faithful to the original signals. The monitor accepts a wide variety of SD signal inputs, plus HD input via either HDMI or analog component. Its versatile inputs, convenient features, and space-saving design make it an ideal, cost-effective choice for today's demanding medical environments.



\*1 15.3-inch measured diagonally.

Medical LCD Monitor

## LMD-1530MD

### Features

#### Excellent Picture Reproduction

Incorporating a WXGA-type LCD with 1280 x 768 pixel resolution and a wide viewing angle, the LMD-1530MD offers clear and precise images, essential for today's demanding medical applications. The monitor's 10-bit digital video signal processor reproduces life-like images with accurate color reproduction and a consistent grayscale for static images as well as for moving content.

#### Anti-Reflection (AR) Coated Protection Panel

The LMD-1530MD features a robust AR-coated protection panel to protect the surface of the display and to minimize the damage caused by scratches. It reduces reflections from ambient light even in brightly illuminated operating rooms and clinical areas.

#### Wide Range of Standard Input Interfaces

The LMD-1530MD is equipped with a full range of analog inputs including a composite, Y/C (S-Video), analog component, and RGB. DVI signals can be input via the HDMI input connector using a conversion cable.

#### Optional HD-SDI Interface

In addition, this monitor supports HD-SDI input with an optional BKM-341HS HD/SD-SDI input adaptor. This input versatility allows the LMD-1530MD monitor to flexibly connect to HD-SDI digital environments.



Connector panel with the optional BKM-341HS

#### Scan Mode

The LMD-1530MD has different scan modes for a variety of different image sizes. For ultimate flexibility, users can easily select the most appropriate scan mode for their application, including Full Scan mode in which an image is displayed fully in both vertical and horizontal directions.

#### Operational Convenience

- Five gamma settings
- Color temperature settings
- On-screen display (OSD) in seven languages
- Built-in tally lamp to identify when images are captured or recorded
- Key inhibit function
- Parallel remote control interface
- Built-in monitor stand
- VESA 100 mounting (100 x 100 mm spacing)

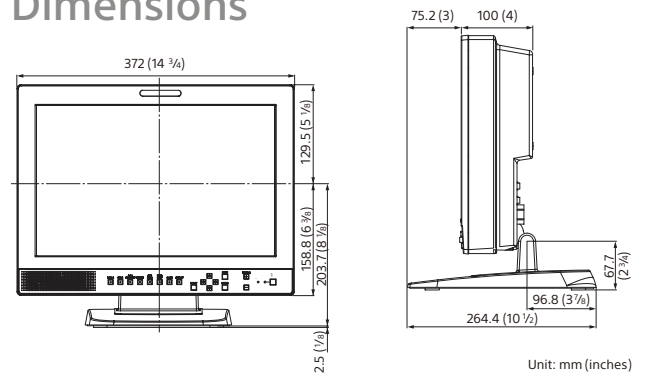
# Specifications

Picture performance	
LCD panel	a-Si TFT Active Matrix
Picture size	334 × 200, 390 mm (W/H, Diagonal) (13 1/4 × 7 7/8, 15 3/8 inches)
Resolution	1280 × 768 dots (WXGA)
Viewing angle	89°/ 89°/ 89°/ 89° (typical)
Scan	Normal 0%, Over 5%
Aspect	15:9
Display color	16,770,000
Input/output connectors	
Input	
LINE input connectors	
Y/C input	Mini DIN 4-pin (1)
VIDEO input	BNC (1), 1 Vp-p ±3 dB, negative synchronization
AUDIO input	Phono jack (1), -5 dBu 47 kilo ohms or higher
RGB/COMPONENT input connectors	BNC (3)
RGB input	0.7 Vp-p ±3 dB, (Sync On Green, 0.3 Vp-p negative sync.)
Component input	0.7 Vp-p ±3 dB, (Sync on Y, 0.3 Vp-p negative sync.)
AUDIO input	Phono jack (1), -5 dBu 47 kilo ohms or higher
OPTION IN connector	D-sub 9-pin (1), female
OPTION AUDIO IN connector	Phono jack (1), -5 dBu 47 kilo ohms or higher
External synchronized input connector	BNC (1), 0.3 to 4 Vp-p negative polarity binary
HDMI IN connector	HDMI (1)
PARALLEL REMOTE input connector	
Parallel remote	Modular connector 8-pin (1)
Output	
LINE output connectors	
Y/C output	Mini DIN 4-pin (1), Loop-through, with 75 ohms automatic terminal function
VIDEO output	BNC (1), Loop-through, with 75 ohms automatic terminal function
AUDIO output	Phono jack (1), Loop-through
RGB/COMPONENT output connectors	
RGB/Component output	BNC (3), Loop-through, with 75 ohms automatic terminal function
AUDIO output	Phono jack (1), Loop-through
External synchronized output connector	BNC (1), Loop-through, with 75 ohms automatic terminal function
Built-in speaker output	0.5 W (mono)
General	
Power	AC 100 V to 240 V, 50/60 Hz
Power consumption	Maximum: approx. 50 W, 1.0 A to 0.5 A
Dimensions (w/h/d)	Approx. 372 × 336 × 264 mm (14 3/4 × 13 1/4 × 10 1/2 inches) (not including the projection parts)
Mass	Approx. 6.2 kg (13 lb 11 oz)
Operating conditions	
Temperature	0 °C to 35 °C (32 °F to 95 °F)
Recommended temperature	20 °C to 30 °C (68 °F to 86 °F)
Humidity	30 % to 85 % (no condensation)
Pressure	700 hPa to 1060 hPa
Storage and transport conditions	
Temperature	-20 °C to +60 °C (-4 °F to +140 °F)
Humidity	0 % to 90 %
Pressure	700 hPa to 1060 hPa
Accessories supplied	AC power cord (1), AC plug holder (2), Before Using This Unit (1), CD-ROM (including the Instructions for Use) (1), Service Contact List (1)

LMD-1530MD is distributed to US and EU as a medical device and it satisfies product safety standards (e.g. IEC 60601-1\*).

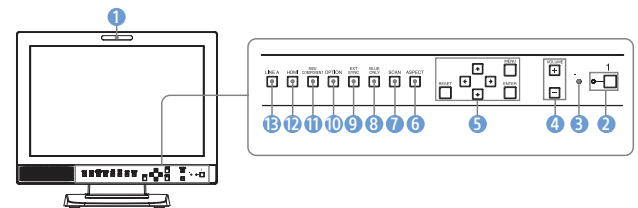
\* For more details, please contact your nearest Sony sales office or an authorized dealer.

# Dimensions



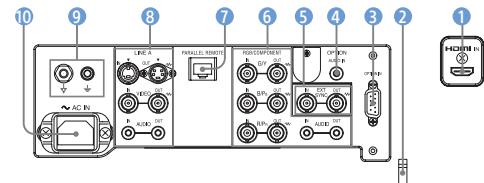
Unit: mm (inches)

# Front Panel



- ① Tally lamp
- ② POWER switch and indicator
- ③ KEY INHIBIT indicator
- ④ VOLUME buttons
- ⑤ Menu operation buttons
- ⑥ ASPECT select button
- ⑦ SCAN select button
- ⑧ BLUE ONLY button
- ⑨ EXT SYNC (external sync) button
- ⑩ OPTION button
- ⑪ RGB/COMPONENT button
- ⑫ HDMI button
- ⑬ LINE A

# Connector Panel



- ① HDMI IN connector
- ② HDMI cable holder
- ③ OPTION In connector
- ④ OPTION AUDIO In (Phono jack)
- ⑤ EXT SYNC In/Out (external sync) (BNC)
- ⑥ RGB/COMPONENT (BNC), Audio (Phono jack)
- ⑦ PARALLEL REMOTE (modular connector)
- ⑧ LINE A [composite (BNC), Y/C (Mini DIN 4-pin), Audio (Phono jack)]
- ⑨ ⚡ (Equipotential/Ground) terminal
- ⑩ AC In

# Optional Accessory



**BKM-341HS**  
HD/SD-SDI input adapter

Distributed by

©2017 Sony Corporation. All rights reserved.  
 Reproduction in whole or in part without written permission is prohibited.  
 Features and specifications are subject to change without notice.  
 All non-metric weights and measurements are approximate.  
 Sony is a registered trademark of Sony Corporation.  
 All other trademarks are the property of their respective owners.  
 Please visit Sony's professional website or contact your Sony representative for specific models available in your region.